

Simply Sewing

FRESH IDEAS WITH FABRIC

HOW TO PRINT THIS PATTERN

Print out this 25-page PDF on to A4 paper. Trim away the shaded border from each page and position the pages as below to assemble the pattern...

Simply Sewing
FRESH IDEAS WITH FABRIC
Use these templates to sew the shoes, monkey, rattle, kitten face and soft toy hedgehog.

NEWBORN NURSERY SHOES

Centre toe
Centre heel
SOLE (2x main fabric, 2x lining fabric, 4x interfacing)
Centre toe
Centre heel
BACK (2x main fabric, 2x lining fabric, 2x interfacing)
Centre heel

NEWBORN NURSERY RATTLE

BUNNY FACE
BUNNY EAR (2x main fabric, 2x lining fabric)
PUPPY EAR (2x main fabric, 2x lining fabric)
KITTEN EAR (2x main fabric, 2x lining fabric)
HEAD (2x plain fabric)
PUPPY FACE

SOFT TOY HEDGEHOG

BACK SPIKES (5x dark brown)
FOREHEAD (1x contrast)
TOP BACK SPIKES (1x dark brown)
FRONT EAR (2x main)
BACK EAR (2x main)
SIDE FACE (2x main)
NOSE (1x black)
BACK BODY (1x contrast)
PAW (4x main)
TUMMY (2x main)
SIDE SPIKES (1x dark brown)

NEWBORN NURSERY SLIPPER

Back neckline
Front neckline

HEDGEHOG SPIKES CUTTING LAYOUT

DIAPYLOP MONSTER FACE

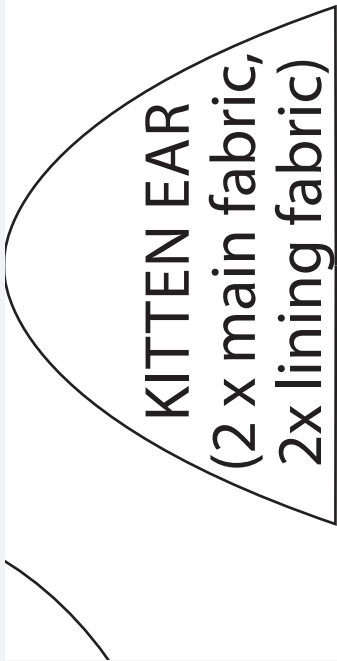
Simply Sewing
FRESH IDEAS WITH FABRIC
Use these templates to sew the dragon wings, mask and dress.

MASK

WINGS

DRESS UP DRAGON WINGS AND MASK

These patterns are provided as a guide only. The author is not responsible for any damage to property or person. The author is not responsible for any damage to property or person. The author is not responsible for any damage to property or person.

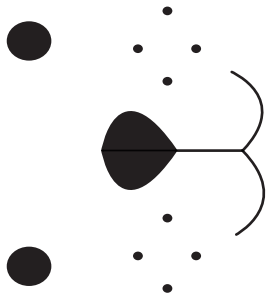


KITTEN EAR

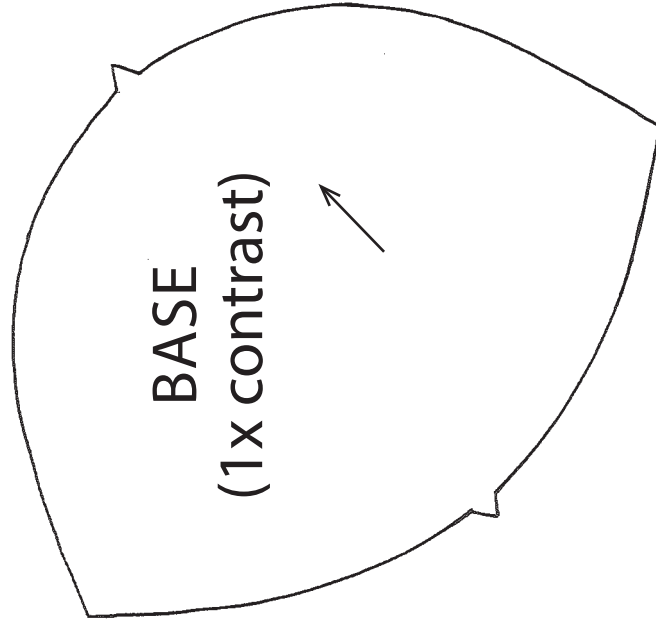
(2 x main fabric,
2x lining fabric)



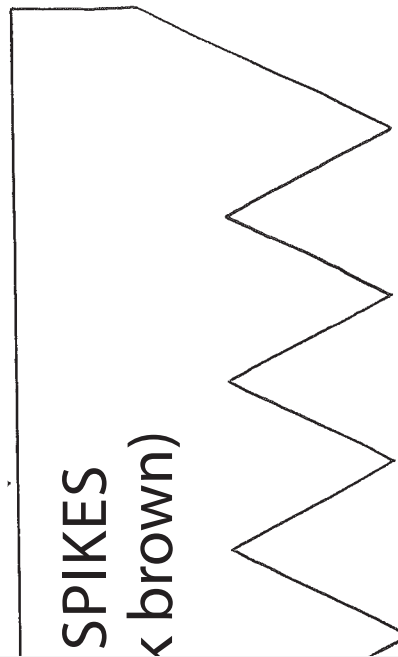
(2 x main fabric,
2x lining fabric)



PUPPY FACE

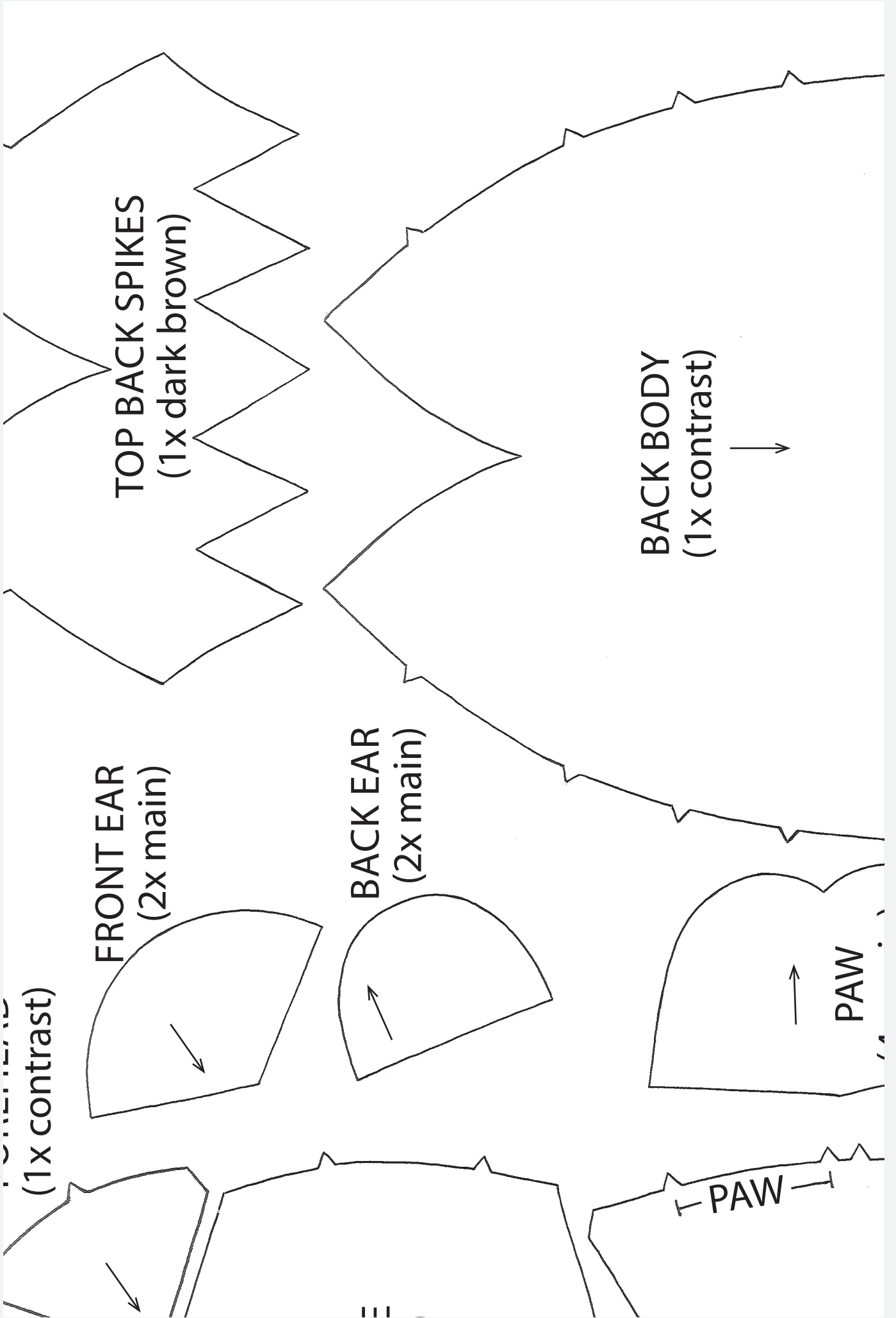



BASE
(1x contrast)



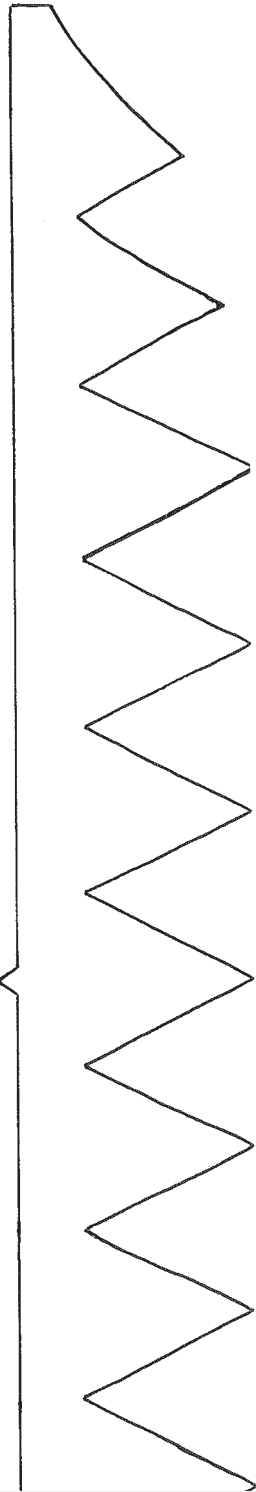
SPIKES
(brown)

FORFHEAD







(ark brown)


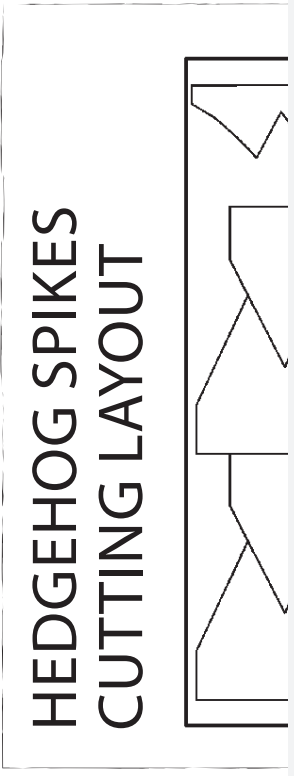
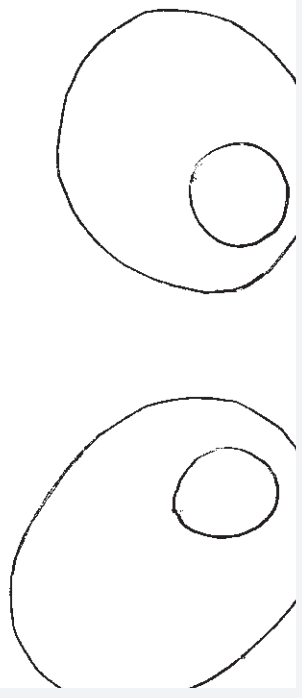
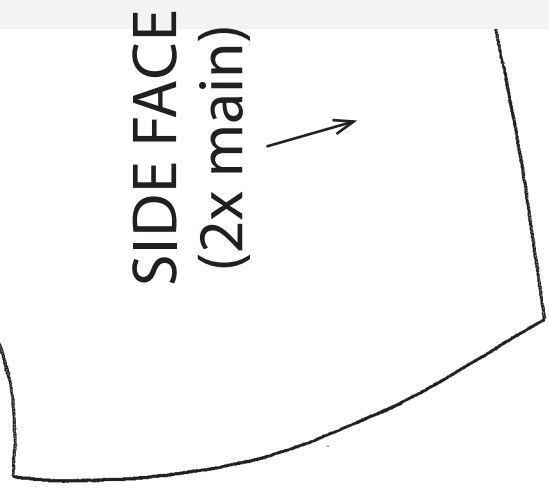
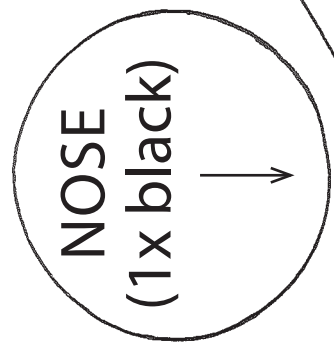


Folk
↑

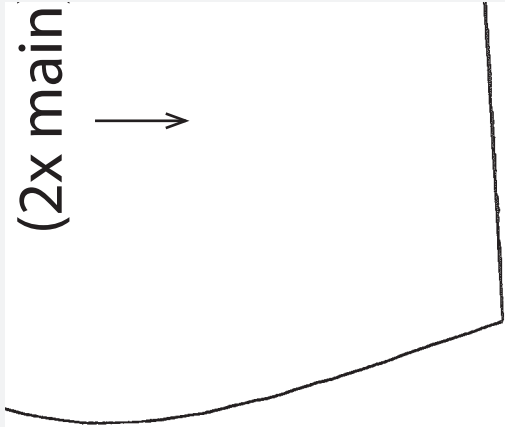


SOFT TOY HEDGEHOG


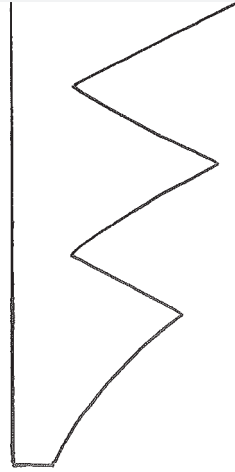




(2x main



SIDE SPIKES (1x dark



CLE
ACE

Projects from *Simply Sewing*. The copyright for these templates belongs to the designer of the project. They work hard to create projects for you to enjoy, and we appreciate their work without permission. Please do not make any part of the templates or instructions available to others through your website or a third party without our permission.

Work and unauthorised copying is illegal. We really appreciate your help. Find more templates and ideas at www.simplysewingmag.com